



CHECK

For factors Interfering with communication, ability to respond and other injuries



OBSERVE

Eye opening , content of speech and movements of right and left sides



STIMULATE

Sound: spoken or shouted request
Physical: Pressure on finger tip, trapezius or supraorbital notch



RATE

Assign according to highest response observed

Eye opening

Criterion	Observed	Rating	Score
Open before stimulus	✓	Spontaneous	4
After spoken or shouted request	✓	To sound	3
After finger tip stimulus	✓	To pressure	2
No opening at any time, no interfering factor	✓	None	1
Closed by local factor	✓	Non testable	NT

Verbal response

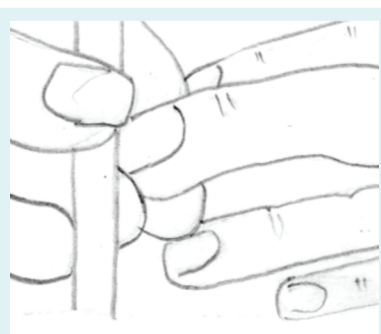
Criterion	Observed	Rating	Score
Correctly gives name, place and date	✓	Orientated	5
Not orientated but communication coherently	✓	Confused	4
Intelligible single words	✓	Words	3
Only moans / groans	✓	Sounds	2
No audible response, no interfering factor	✓	None	1
Factor interfering with communication	✓	Non testable	NT

Best motor response

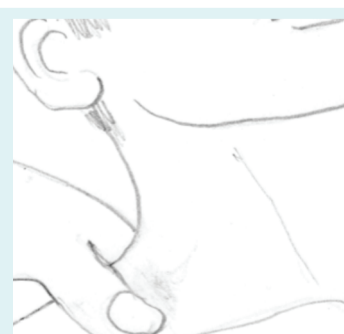
Criterion	Observed	Rating	Score
Obey 2-part request	✓	Obeys commands	6
Brings hand above clavicle to stimulus on head neck	✓	Localising	5
Bends arm at elbow rapidly but features not predominantly abnormal	✓	Normal flexion	4
Bends arm at elbow, features clearly predominantly abnormal	✓	Abnormal flexion	3
Extends arm at elbow	✓	Extension	2
No movement in arms / legs, no interfering factor	✓	None	1
Paralysed or other limiting factor	✓	Non testable	NT

Sites For Physical Stimulation

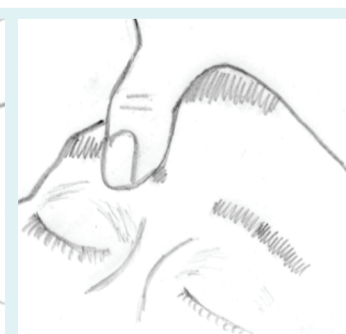
Finger tip pressure



Trapezius Pinch



Supraorbital notch



Features of Flexion Responses

Modified with permission from Van Der Naalt 2004
Ned Tijdschr Geneeskd

Abnormal Flexion

Slow Stereotyped
Arm across chest
Forearm rotates
Thumb clenched
Leg extends



Normal flexion

Rapid
Variable
Arm away from body